

Monocrystalline

245/250/255/260/265

Made In USA & Made Abroad Lines

Features

- Top Ranked PTC Rating
- High Module Conversion Efficiency
- Fast and Inexpensive Mounting
- Maximizes System Output by Reducing the Mismatch Loss.
- 100% EL Testing on All ASW Modules, Guaranteed No Hotspot
- Guaranteed Positive Output Tolerance (0+3%)
- Withstand High Wind (2400 Pa) and Snow Loads (5400 Pa)
- Excellent Performance in Low Light Environments



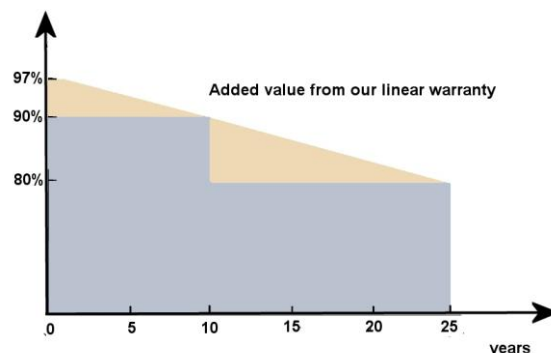
Function

- On-grid Rooftop / Ground Mounted
- Residential / Commercial / Power Stations
- Compatible with Enphase Inverters

Precautions

Only qualified personnel should install or perform maintenance. Please read the American Solar Wholesale Installation Manual before installation; Be aware of dangerously high DC voltage; Do not install modules when wet or broken.

Linear Warranty



All ASW solar modules are guaranteed to perform for 25 years from the date of purchase. Performance standards insure linear production levels starting at 97.5% at the end of the first year and a maximum decrease of only .07% each year thereafter.

- 5 years at 95% or above
- 5 more years at 90% or above
- 15 more years at 80% or above
- 10 year material & workmanship guarantee



Electrical

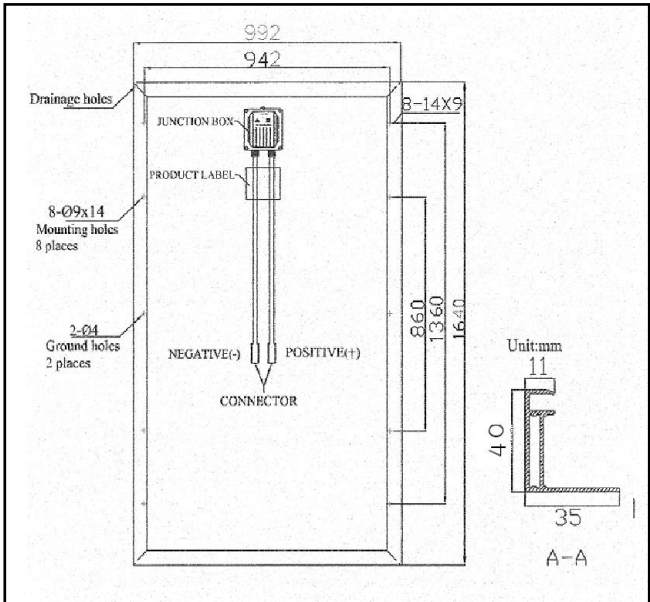
Maximum Power at STC (Pmax)	245W	250W	255W	260W	265W
Optimum Operating Voltage (Vmp)	30.00 V	30.10 V	30.20 V	30.40 V	30.60 V
Optimum Operating Current (Imp)	8.19 A	8.32 A	8.44 A	8.55 A	8.66 A
Open-Circuit Voltage (Voc)	37.40 V	37.50 V	37.60 V	37.70 V	37.80V
Short-Circuit Current (Isc)	8.79 A	8.87 A	8.99 A	9.10 A	9.16 A
Module Efficiency	15.00%	15.3%	15.6%	15.9%	16.2%
Cell Efficiency	17.7%	18.1%	18.3%	18.5%	18.7%

STC: Irradiance 1000 W/m², module temperature 25°C, AM=1.5

Mechanical

Solar Cell	Monocrystalline 156 x 156 mm (6 inches)
No. of Cells	60 (6 x 10)
Dimensions	1640 x 992 x40 mm (65.0 x 39.0 x 1.57 inches)*
Weight	19.0 kgs (41.9 lbs)
Front Glass	3.2 mm (0.13 inches) tempered glass
Frame	Anodized aluminum alloy
Junction Box	IP67 rated
Output Cables	4.0 mm ² (0.006 inches ²), 1200mm (47.2 inches)
Connectors	MC4 compatible connectors
Fire Rating	Classs C
ETL listed to UL 1703 standard	

Diagram



Temperatures

Nominal Operating Cell Temperature (NOCT)	45±2°C
Temperature Coefficient of Pmax	-0.44%/°C
Temperature Coefficient of Voc	-0.30%/°C
Temperature Coefficient of Isc	0.04%/°C

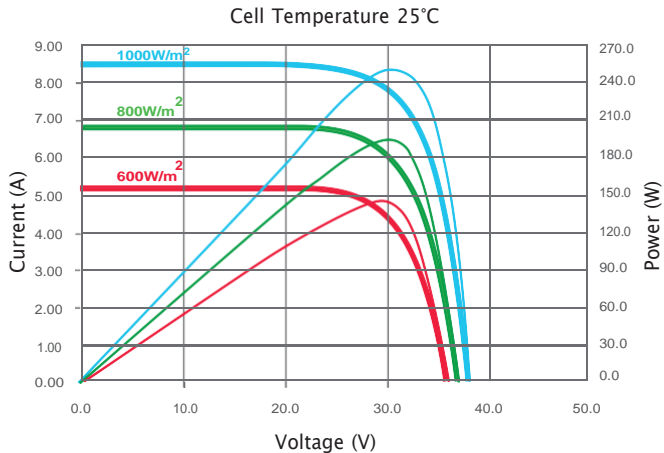
Maximum Ratings

Operating Module Temperature	-40°C to +90°C
Maximum System Voltage	Certified for 600V or 1000V
Maximum Series Fuse Rating	15 A

Packaging

Per Pallet	26 pcs (20' CTN)/29 pcs (40' CTN)
Per Container	342 pcs (20' CTN)/812 pcs (40' CTN)

I-V Curves



Current, Power vs. Voltage Characteristics of ASW-245M
Current vs. Voltage
Power vs. Voltage